

1 **Comprehensive evaluation of the use of intravitreal injection of anti-**  
2 **vascular endothelial growth factor drugs in patients with fundus**  
3 **lesions based on real-world data**

4 Cheng-qun Chen<sup>a1\*</sup>, Li-ping Du<sup>b</sup>, Qing Liu<sup>c</sup>, Qing-hua Ren<sup>a</sup>, Zhen-feng  
5 Zhu<sup>a</sup>, Gui-fang Sun<sup>d</sup>, Yu-shen Li<sup>e</sup>, Yang Yang<sup>e</sup>, Shu-zhang Du<sup>a</sup>, Yue-  
6 dong Qi<sup>a</sup>

7 *<sup>a</sup> Department of Pharmaceutical Sciences, The First Affiliated Hospital of Zhengzhou*  
8 *University, Zhengzhou, China.*

9 *<sup>b</sup> ophthalmologic, The First Affiliated Hospital of Zhengzhou University, Zhengzhou,*  
10 *China.*

11 *<sup>c</sup> School of Pharmaceutical Sciences, Zhengzhou University, Zhengzhou, China.*

12 *<sup>d</sup> Department of neurology, The First Affiliated Hospital of Zhengzhou University,*  
13 *Zhengzhou, China.*

14 *<sup>e</sup> Information Department, The First Affiliated Hospital of Zhengzhou University,*  
15 *Zhengzhou, China.*

16

## 17 **Abstract**

18 The prevalence of fundus lesion-related diseases is increasing, which ophthalmic  
19 anti-VEGF drugs have become the drugs of choice for the treatment of fundus lesions  
20 diseases. To evaluate the clinical value of three ophthalmic anti-VEGF drugs in the  
21 treatment of fundus lesions diseases, to guide the rational use of the clinic. Inpatients  
22 with fundus lesions who had intravitreal injections of Aflibercept, Conbercept and  
23 Leizumab during 2020 were studied and six indicators were selected for a  
24 comprehensive evaluation. In terms of safety, Aflibercept, Conbercept, and Leizumab  
25 experienced adverse effects of elevated Intraocular Pressure (IOP). In terms of  
26 effectiveness, Leizumab was strong, that of Aflibercept was stronger and that of  
27 Conbercept was weaker. In terms of economic, there was no significant difference in  
28 the cost of Aflibercept, Conbercept and Leizumab and a significant difference in the  
29 total treatment cost and the cost of surgery. In terms of appropriateness, Aflibercept  
30 was more suitable than Conbercept, and there was no significant difference between  
31 Leizumab and Aflibercept. In terms of accessibility, Aflibercept, Conbercept and  
32 Leizumab were all accessible to urban residents in Henan Province. For rural people,  
33 these are unreachable. In terms of innovation, Aflibercept was the most innovative,  
34 followed by Leizumab and finally Conbercept. In terms of effectiveness and  
35 accessibility, Leizumab performed best compared to Aflibercept and Conbercept. In  
36 terms of accessibility and innovation, Aflibercept performed best compared to

37 Conbercept and Leizumab. In terms of safety and economic, Aflibercept, Conbercept  
38 and Leizumab performed comparably.

39

## 40 **Introduction**

41 The number of patients with age-related fundus diseases is increasing in China,  
42 becoming a major cause of irreversible visual impairment in the middle-aged and  
43 elderly population and seriously affecting the lives of patients(1). In the future, this  
44 burden will be exacerbated by the ageing of the population(2). With the introduction of  
45 anti-angiogenic therapies, significant progress has been made in the treatment of  
46 exudative or so-called wet age-related macular degeneration(3). Anti-VEGF drugs are  
47 increasingly being used in the clinical treatment of ophthalmologically related diseases,  
48 and multiple applications are becoming more common (4). They have also shown clear  
49 advantages in clinical application, but the changing dynamics of the medical and  
50 economic issues associated with this suggest that significant challenges lie ahead(5). A  
51 comprehensive evaluation of the economics as well as efficacy-related aspects of these  
52 drugs is therefore becoming increasingly important (6). Different approaches to drug  
53 therapy also carry a corresponding economic burden for patients, and changes in drug  
54 therapy can also lead to changes in the economic burden(7). Drugs in this category are  
55 currently marketed as Aflibercept(7), Conbercept(8) and Leizumab(9). This study  
56 evaluates the combined clinical value of three ophthalmic anti-VEGF agents generated

57 in the treatment of diseases associated with fundus lesions based on real-world data.  
58 The results of this study will help patients and physicians, as well as pharmacists, to  
59 promote the clinical use of these drugs and benefit more patients based on the  
60 corresponding findings.

## 61 **Materials and methods**

### 62 **Data collection**

63 The study data were obtained from the electronic medical records of the hospital  
64 information system starting from 2020, and patients discharged from the First Affiliated  
65 Hospital of Zhengzhou University in Zhengzhou City, Henan Province, from January  
66 2020 to December 2020 were collected, and the collected patients were followed up  
67 from 2021 to 2022. Collection criteria: patients who had received intravitreal injection  
68 treatment at the First Affiliated Hospital of Zhengzhou University during 2020.  
69 Inclusion criteria: (1) age  $\geq$  18 years; (2) clinical diagnosis of fundus-related disease;  
70 (3) all used any 1 or more drugs of Aflibercept, Conbercept, and Leizumab for the  
71 treatment of ophthalmic disease during hospitalization. Exclusion criteria: (1) patients  
72 explicitly did not agree to follow-up at the return visit; (2) data that were not part of a  
73 real-world study.

74 The total number of cases of Aflibercept, Conbercept, and Leizumab used by all  
75 inpatients in the study time cross-section was obtained, and the total number of cases  
76 was determined according to the inclusion and exclusion principles. Information was

77 collected from the hospital medical record system, including hospitalisation number,  
78 age, gender, number of hospitalisations, primary diagnosis, other diagnoses, date of  
79 admission, date of discharge, economics data, data related to adverse drug reactions,  
80 and information on relevant drugs used to combat adverse reactions.

## 81 **Selection of main evaluation indicators**

82 The study was based on the "Guidelines for the Management of Comprehensive  
83 Clinical Evaluation of Pharmaceuticals (Trial Version 2021)", and the evaluation  
84 indicators were determined according to the characteristics of pharmaceutical  
85 applications in the real world. Aflibercept, Conbercept and Leizumab were  
86 comprehensively evaluated by six indicators including safety, efficacy, economy,  
87 suitability, accessibility and innovation. The accessibility of Aflibercept, Conbercept  
88 and Leizumab was evaluated specifically using the WHO/HAI standard survey  
89 method(10).

## 90 **Safety indicators**

91 Safety indicators are included in the evaluation criteria, the amount of information  
92 related to adverse reaction reporting and adverse reaction events is low, in the process  
93 of adverse drug reaction reporting, the reporting rate of new serious adverse drug  
94 reactions is high, while the reporting rate of common and minor adverse reactions is  
95 low, the data collected through the adverse reaction reporting platform is very little, in  
96 order to improve the evaluation of drug safety, information on patient safety was  
97 analyzed and the incidence of common adverse reactions in practice with the three

98 ophthalmic anti-VEGF drugs was analyzed on the basis of whether the use of  
99 Aflibercept, Conbercept and Leizumab was followed by the use of drugs to combat the  
100 symptoms of related adverse reactions. Adverse effects of elevated IOP as a test for  
101 common adverse effects because this adverse effect is not susceptible to the patient's  
102 own illness and disease progression. If other indicators need to be evaluated the data  
103 can be mined in depth.

## 104 **Effectiveness indicators**

105 By analyzing the number of days between two ophthalmic anti-VEGF drug  
106 injections in patients, the longer interval is considered to be a case where the drug has  
107 a strong therapeutic effect on the disease and thus the effectiveness of that ophthalmic  
108 anti-VEGF drug. The number of drug changes and the number of cases changed were  
109 counted, and the data were finally enumerated based on the discharge dates of patients  
110 in the real world data to obtain the hospitalization intervals, as the reasons for drug  
111 changes may be influenced by many aspects such as the physician's personal medication  
112 habits, drug availability and the actual situation during treatment. To ensure a more  
113 accurate evaluation of the effectiveness of each of the three ophthalmic anti-VEGF  
114 drugs, patients who had been hospitalised more than twice but had changed ophthalmic  
115 anti-VEGF drugs were excluded from the effectiveness evaluation, and only patients  
116 who had been hospitalised twice or more and had not changed ophthalmic anti-VEGF  
117 drugs were included in the evaluation of effectiveness indicators.

118

## 119 **Economic indicators**

120 The economy of Aflibercept, Conbercept and Leizumab was evaluated by  
121 statistically analyzing the cost of the patient's hospitalisation and the total  
122 hospitalisation cost to assess whether there was a significant difference between the  
123 three ophthalmic anti-VEGF drugs. Patients' surgical costs were analyzed against the  
124 costs of Aflibercept, Conbercept and Leizumab to evaluate whether there was a  
125 significant difference.

## 126 **Appropriateness indicators**

127 The appropriateness of these three ophthalmic anti-vascular drugs was assessed  
128 based on indications in real-world data for Aflibercept, Conbercept and Leizumab and  
129 information on drug indications in the drug formulary. When doctors use the anti-VEGF  
130 drugs clinically, they diagnose the patient, default the diagnosis stated by the doctor to  
131 be correct, analyze whether the indications for Aflibercept, Conbercept and Leizumab  
132 comply with the drug indication when used in the real world based on the diagnosis,  
133 and the number of cases meeting the drug indications was also compared with the  
134 number of cases using the three drugs mentioned above and a chi-square analysis was  
135 used to derive the difference in suitability between Aflibercept, Conbercept and  
136 Leizumab.

## 137 **Accessibility indicators**

138 The accessibility of the three ophthalmic anti-VEGF drugs was evaluated based  
139 on real world data characteristics. The evaluation was carried out using the per capita

140 income assessment burden of disease method. The accessibility of the three ophthalmic  
141 anti-VEGF drugs was evaluated by analyzing the total cost of the drug spent on a  
142 standard dose of the drug to treat a disease over a course of treatment, which was  
143 equivalent to a multiple of daily disposable income per capita. The multiples of  
144 Aflibercept, Conbercept and Leizumab equivalent to urban and rural per capita  
145 disposable income were calculated based on the data of urban and rural disposable  
146 income in the Henan Provincial Statistical Yearbook 2021 published by the Statistical  
147 Bureau of Henan Province, China and the cost per course of treatment of Aflibercept,  
148 Conbercept and Leizumab in real world data.

## 149 **Indicators of innovativeness**

150 Review the relevant literature to obtain the time on the market and the respective  
151 patent status of Aflibercept, Conbercept and Leizumab to evaluate the innovativeness  
152 of the above three ophthalmic anti neovascular drugs. The evaluation was based on the  
153 number of patents.

## 154 **Statistics**

155 Different statistical analysis methods were adopted according to the characteristics  
156 of the data, including one-way ANOVA and multivariate descriptive statistics.

157

158



## 159 **Results**

### 160 **Patient characteristics**

161 According to the inclusion criteria of this study, a total of 1292 patients at the First  
162 Affiliated Hospital of Zhengzhou University had used at least one of the three drugs,  
163 Aflibercept, Conbercept and Leizumab, between January 2020 and December 2020, of  
164 which 200 patients used Aflibercept, 311 patients used Conbercept, 665 patients used  
165 Leizumab, 112 patients used one of 1 and then switched to the other, and 4 patients  
166 used all 3 ophthalmic anti-VEGF drugs.

### 167 **Safety**

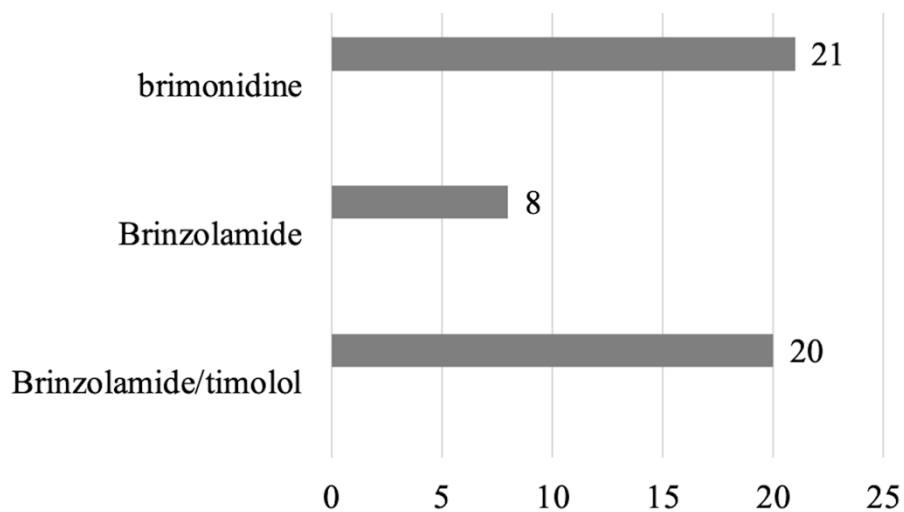
168 There were a certain number of cases in the real-world data in which Aflibercept,  
169 Conbercept and Leizumab were followed by three IOP-lowering drugs, brimonidine,  
170 brinzolamide/timolol and brinzolamide, to control the symptoms of elevated IOP  
171 following intravitreal injection of ophthalmic anti-VEGF drugs. The number of cases  
172 in which the IOP-lowering drugs brimonidine, brinzolamide \ timolol and brinzolamide  
173 were used after injections of Aflibercept, Conbercept and Leizumab was: 49 out of 200  
174 cases in which the IOP-lowering drugs were used in patients who had been given  
175 Aflibercept (Fig 1). Of the 311 patients who had used Conbercept, a total of 81 patients  
176 used of IOP-lowering medication (Fig 2). Of the 665 patients who used Leizumab, a  
177 total of 148 patients used an IOP-lowering drug (Fig 3).

178

179

180

**Figure 1 The use of three IOP-lowering drugs after the use of Aflibercept**

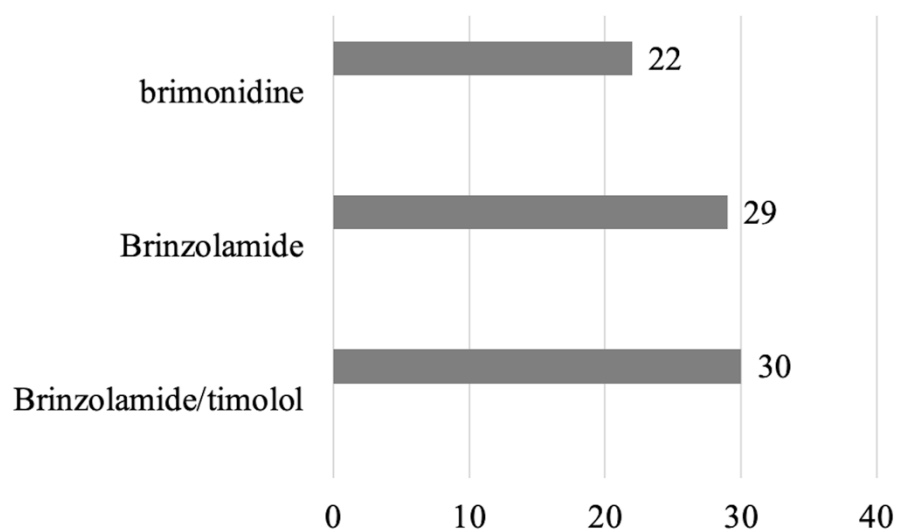


181

182

183

**Figure 2 The use of three IOP-lowering drugs after the use of Conbercept**



184

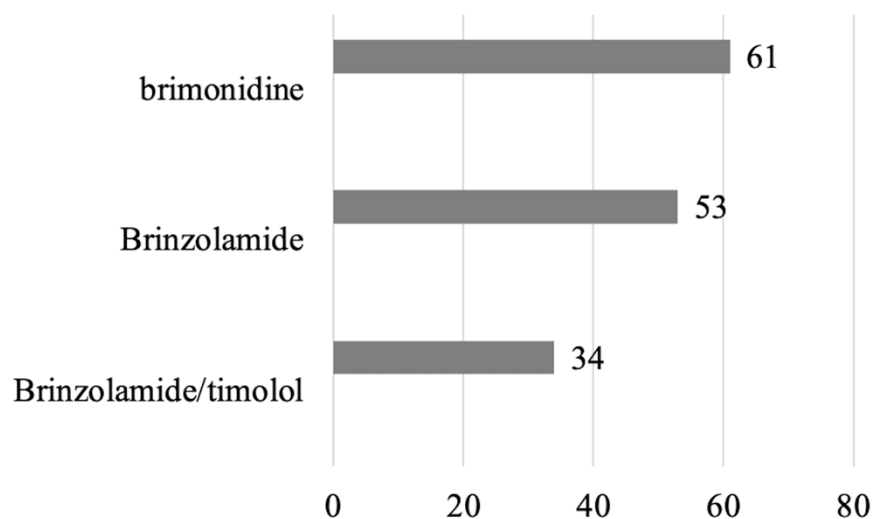
185

186

187

188

189 **Figure 3 The use of three IOP-lowering drugs after the use of Leizumab**



190

### 191 **Effectiveness**

192 Cases that used only one of Aflibercept, Conbercept and Leizumab and were  
193 hospitalised twice or more were analyzed according to the basic characteristics of all  
194 cases included in the study and the mean number of days in hospital for such cases was  
195 calculated. Calculations showed that the mean number of days between hospitalisations  
196 was 56.6 days for patients on Aflibercept, 49.3 days for those on Conbercept and 59.6  
197 days for those on Leizumab.

### 198 **Economics**

199 After analyzing the cost and total cost of the three ophthalmic anti-VEGF drugs  
200 and the cost of surgery in patients using anti-VEGF drugs for ocular injections, the  
201 statistical results were that there was no statistical difference between Aflibercept and  
202 Conbercept ( $p>0.05$ ), Aflibercept and Leizumab ( $p>0.05$ ) and There was no statistical  
203 difference in cost between Conbercept and Leizumab ( $p>0.05$ ) Table 1.

204

**Table 1** Comparison of the cost of three anti-VEGF drugs with the total cost of hospitalisation

LSD					
Dependent Variable	(I)Drug Codes	(J)Drug Codes	Mean Different(I-J)	Std.Error	Sig.
Western medicine fees	Aflibercept	Conbercept	-476.65	282.01223	0.091
		Leizumab	-267.91	250.792	0.286
	Conbercept	Aflibercept	476.65	282.01223	0.091
		Leizumab	208.74	213.35447	0.328
	Leizumab	Aflibercept	267.91	250.792	0.286
		Conbercept	-208.74	213.35447	0.328
Total cost	Aflibercept	Conbercept	-3576.96*	882.97479	0
		Leizumab	-1738.99*	776.68559	0.025
	Conbercept	Aflibercept	3576.96*	882.97479	0
		Leizumab	1837.97*	725.61256	0.011
	Leizumab	Aflibercept	1738.99*	776.68559	0.025
		Conbercept	-1837.97*	725.61256	0.011

205 \*. The level of significance of the difference in means is 0.05.

206 In terms of the total cost of the three ophthalmic anti-VEGF drugs, there was a  
 207 statistical difference between the total cost of Aflibercept and Conbercept ( $p < 0.05$ ), the  
 208 total cost of Aflibercept and Leizumab ( $p < 0.05$ ) and the total cost of Conbercept and  
 209 Leizumab ( $p < 0.05$ ). The statistical results between the surgical costs of the three  
 210 ophthalmic anti-VEGF drugs were statistically different between the surgical costs of  
 211 Aflibercept and Conbercept ( $p < 0.05$ ) Table 2. There was no statistical difference  
 212 between the cost of surgery for Aflibercept and Leizumab ( $p > 0.05$ ). There was a  
 213 statistically significant difference between the cost of surgery for Conbercept and  
 214 Leizumab ( $p < 0.05$ ). The significance level of the difference in means was 0.05.

**Table 2** Comparison of the cost of three anti-VEGF drugs with the cost of surgery  
LSD

Dependent Variable			Mean Difference (I-J)	Std. Error	Sig.
Operation Fee	Aflibercept	Conbercept	-922.35*	229.58148	0.000
		Leizumab	-69.22	204.16561	0.735
	Conbercept	Aflibercept	922.35*	229.58148	0.000
		Leizumab	853.12*	173.68834	0.000
	Leizumab	Aflibercept	69.22	204.16561	0.735
		Conbercept	-853.12*	173.68834	0.000
Medicine costs	Aflibercept	Conbercept	-476.65	282.01223	0.091
		Leizumab	-267.91	250.79200	0.286
	Conbercept	Aflibercept	476.65	282.01223	0.091
		Leizumab	208.74	213.35447	0.328
	Leizumab	Aflibercept	267.91	250.79200	0.286
		Conbercept	-208.74	213.35447	0.328

\*. The mean difference is significant at the 0.05 level.

## 215 **Appropriateness**

216       Classify the patient's disease according to the primary diagnosis in the real world  
217 versus other diagnoses, code and record the classified diagnoses. The indications for  
218 Aflibercept, Conbercept, and Leizumab were analyzed for real-world application in  
219 accordance with the drug specification. Aflibercept intraocular injection is indicated for  
220 the treatment of neovascular (wet) age-related macular degeneration (nAMD) in adults;  
221 diabetic macular oedema (DME). Conbercept is indicated for the treatment of:  
222 neovascular (wet) age-related macular degeneration (nAMD); visual impairment due to  
223 choroidal neovascularisation (pmCNV) secondary to pathological myopia; visual  
224 impairment secondary to diabetic macular oedema (DME). Leizumab is used for the  
225 treatment of wet (neovascular) age-related macular degeneration (AMD), visual

226 impairment due to diabetic macular oedema (DME), visual impairment due to macular  
 227 oedema secondary to retinal vein occlusion (RVO) (branch retinal vein occlusion  
 228 (BRVO) or central retinal vein occlusion (CRVO)), choroidal neovascularisation (CNV,  
 229 i.e secondary to pathological myopia (PM) and other causes of CNV). After comparing  
 230 the real-world indications for the three ophthalmic anti-VEGF drugs with those in the  
 231 medication aid, statistical analysis showed that of the 200 patients who used Aflibercept,  
 232 138 had a primary diagnosis that matched the drug's instructions and 62 had a primary  
 233 diagnosis that differed from the drug's instructions Table 3.

**Table 3** Comparison of compliance with the indications for Aflibercept and Conbercept

Title		Aflibercept	Conbercept	$\chi^2$	p
Is it qualified	yes	138	171	10.004	0.002
	no	62	140		
Total		200	311		

A. 0 cells (0.0%) are expected to have counts less than 5. The minimum expected count is 79.06.

234 Of the 311 patients who used Conbercept, 171 patients had a primary diagnosis  
 235 that was in accordance with the drug instructions and 140 patients had a primary  
 236 diagnosis that was different from the drug instructions Table 4.

**Table 4** Comparison of compliance with the indications for Aflibercept and Leizumab

Title		Aflibercept	Leizumab	$\chi^2$	p
Is it qualified	yes	138	409	3.717	0.054
	no	62	256		
Total		200	665		

A. 0 cells (0.0%) are expected to have counts less than 5. The minimum expected count is 73.53.

237

238 Of the 665 patients who used Leizumab, 409 patients had a primary diagnosis that  
239 was consistent with the drug insert and 256 patients had a primary diagnosis that was  
240 different from the drug insert Table 5.

**Table 5** Comparison of compliance with the indications for Conbercept and Leizumab

Title		Conbercept	Leizumab	$\chi^2$	p
Is it qualified	yes	171	409	3.736	0.053
	no	140	256		
Total		311	665		

241 A. 0 cells (0.0%) are expected to have counts less than 5. The minimum  
242 expected count is 126.18.

243 There was a statistically significant difference ( $p < 0.05$ ) between Aflibercept and  
244 Conbercept in complying with the indications. There was no statistical difference  
245 ( $p > 0.05$ ) between Aflibercept and Leizumab in terms of indication compliance, and no  
246 statistical difference ( $p > 0.05$ ) between Conbercept and Leizumab in terms of indication  
247 compliance.

## 248 **Accessibility**

249 Calculate the cost per course of treatment for Abciximab, Conbercept and  
250 Leizumab as a multiple of the per capita disposable income of urban and rural residents.  
251 For urban residents, the multiplier of per capita urban disposable income per course of  
252 treatment is 0.229 for Abciximab, 0.226 for Conbercept and 0.218 for Leizumab. For  
253 rural residents, a multiple of 1.068 per course of Abciximab, 1.053 per course of  
254 Conbercept and 1.014 per course of Leizumab is equivalent to the rural per capita  
255 disposable income. The World Health Organization considers a course of medication  
256 less than 1 times daily income as good affordability(11) Table 6.

**Table 6** Urban/rural per capita daily disposable income evaluation affordability

Drug	Formulation	Urban	Rural
Aflibercept	Injection	0.229	1.068
Conbercept	Injection	0.226	1.053
Leizumab	Injection	0.218	1.014

## 257 **Innovativeness**

258 Aflibercept was approved for marketing by the FDA in 2011, and was launched in  
259 China in 2018. Conbercept was launched in China in 2013. Leizumab was approved for  
260 marketing by the FDA in 2006 and launched in China in 2018. The number of patents  
261 for Aflibercept is 33, 40, 33 for 2018-2020. the number of patents for Conbercept is 2,  
262 3, 0. the number of patents for Leizumab is 24, 7, 25 respectively Table 7.

**Table 7** Number of patents for three ophthalmic anti-VEGF drugs 2018-2020

	Aflibercept	Conbercept	Leizumab
2018	33	0	25
2019	40	3	7
2020	33	2	24
Total	106	5	56

263

## 264 **Discussion and conclusion**

265 In this study, a multidimensional, systematic and scientific comprehensive  
266 evaluation of three ophthalmic anti-VEGF drugs was carried out, evaluating the three  
267 drugs in terms of safety, efficacy, economy, innovation, appropriateness and  
268 accessibility, with reference to the comprehensive clinical evaluation of the drugs. The  
269 study was conducted around the characteristics of comprehensiveness, with reliable  
270 sources of research data and more credible results. The results of the comprehensive



271 evaluation of medicines conducted in this study can provide a reference for the clinical  
272 use process. The comprehensive evaluation of drugs emphasizes the comprehensive  
273 nature of the evaluation, including the evaluation content, evaluation methods and  
274 evaluation results.

275 The comprehensive evaluation of this study showed that, in terms of safety  
276 evaluation, all three ophthalmic anti-VEGF drugs experienced adverse effects of  
277 elevated IOP, which improved with the treatment of three different IOP-lowering drugs.  
278 The cause of IOP elevation during intravitreal injection of anti-VEGF drugs does not  
279 exclude the situation due to surgical manipulation, therefore it is important to examine  
280 the affected eye before administering IOP-lowering drugs and before proceeding with  
281 the next symptomatic treatment.

282 In terms of efficacy evaluation, the short dosing interval of Conbercept is relatively  
283 weak according to the efficacy evaluation criteria. Aflibercept has a longer dosing  
284 interval and is more effective. Leizumab has a long dosing interval and is highly  
285 effective. Based on the number of cases of the three ocular anti-VEGF drugs used in  
286 our hospital in 2020, the number of cases using Leizumab was the highest, which may  
287 be related to physicians' dosing habits and the early availability of Leizumab.

288 In terms of economic evaluation, there was no significant difference in the cost of  
289 Aflibercept, Conbercept and Leizumab, and there was a significant difference in the  
290 total cost of all three. Analysis of the cost of surgery for all three revealed a significant  
291 difference between Aflibercept and Conbercept and a significant difference between

292 Conbercept and Leizumab. The difference in surgical costs suggests that the frequency  
293 of neovascular drug treatment varies between patients depending on the diagnosis of  
294 the disease and the degree of disease progression. As there is no price level difference  
295 between Aflibercept, Conbercept and Leizumab in the overall treatment process, the  
296 other dimensions of the drug can be prioritized when choosing anti-VEGF drugs for the  
297 treatment of ophthalmic disease.

298 In terms of appropriateness assessment, Aflibercept is more suitable compared to  
299 Conbercept, there is no significant difference between Aflibercept and Leizumab, and  
300 there is no significant difference between Conbercept and Leizumab. When there are  
301 many off-label use cases of a drug in the real world, the research on the indication of  
302 the drug needs to be further strengthened. At the same time, clarification of the cause  
303 of the disease and the correct choice of ophthalmic anti-VEGF drugs during treatment  
304 will ensure optimal efficacy of the drug. It is important to avoid the irrational use and  
305 abuse of ophthalmic anti-VEGF drugs.

306 In terms of accessibility evaluation, the affordability of Aflibercept, Conbercept  
307 and Leizumab appears significantly different for urban and rural residents. For the  
308 urban population, Aflibercept, Conbercept and Leizumab were all affordable. The  
309 affordability of Leizumab is the strongest. Aflibercept is relatively the least affordable.  
310 Aflibercept, Conbercept and Leizumab cannot be afforded to rural residents.  
311 Ranibizumab was relatively less burdensome, and aflibercept was the most difficult to  
312 bear. According to the per capita disposable income of urban residents, three

313 ophthalmic anti-VEGF drugs can be affordable, while the cost of three ophthalmic anti-  
314 VEGF drugs for rural residents will be unaffordable.

315 In terms of innovation evaluation, the patent value of Leizumab is medium,  
316 inferior to that of Aflibercept and superior to that of Conbercept.

317 A thorough understanding of the characteristics of the three drugs will help in the  
318 selection of clinical use.

319

## 320 **Acknowledgements**

321 We thank Yu-shen Li and Yang Yang for their informational support. No potential  
322 conflict of interest was reported by the author(s).

323

324

## 325 **References**

- 326 1. Wong WL, Su XY, Li X, Cheung CMG, Klein R, Cheng CY, et al. Global  
327 prevalence of age-related macular degeneration and disease burden projection for  
328 2020 and 2040: a systematic review and meta-analysis. *Lancet Glob Health*.  
329 2014;2(2):E106-E16.
- 330 2. Khadka J, McAlinden C, Pesudovs K. Validation of the National Eye Institute Visual  
331 Function Questionnaire-25 (NEI VFQ-25) in Age-Related Macular Degeneration.  
332 *Invest Ophthalmol Vis Sci*. 2012;53(3):1276-.

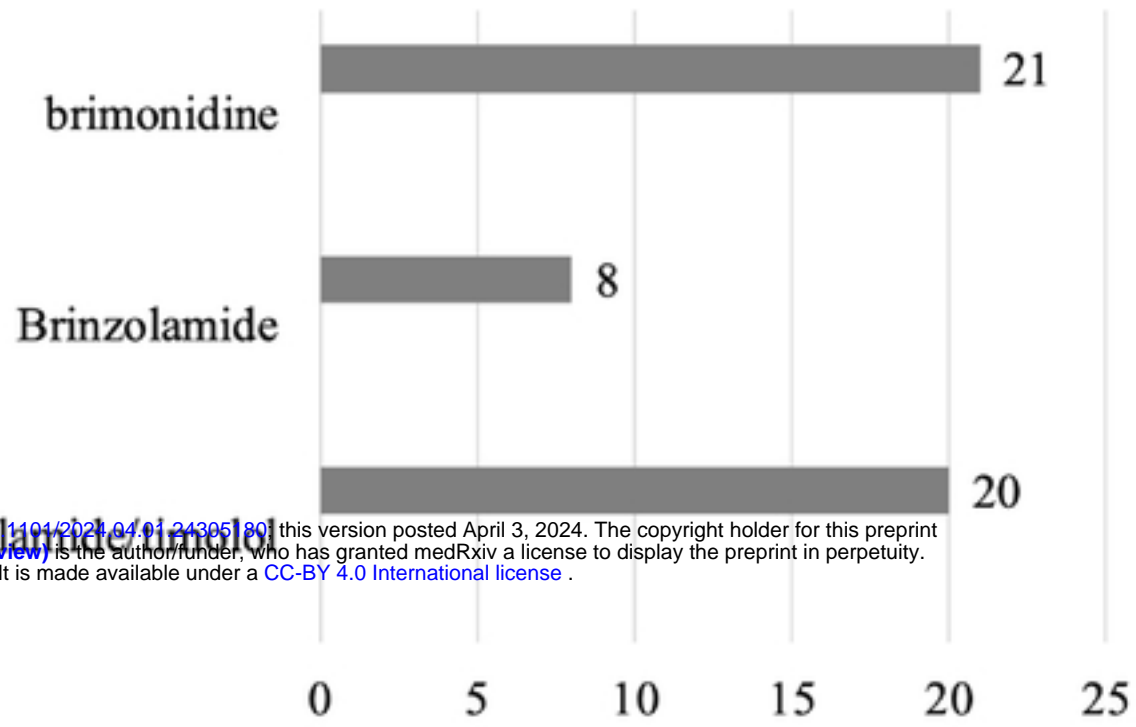
- 333 3. Song P, Du Y, Chan KY, Theodoratou E, Rudan I. The national and subnational  
334 prevalence and burden of age-related macular degeneration in China. *Journal of*  
335 *Global Health*. 2017;7(2).
- 336 4. Low A, Faridi A, Bhavsar KV, Cockerham GC, Freeman M, Fu R, et al. Comparative  
337 effectiveness and harms of intravitreal anti-vascular endothelial growth factor agents  
338 for three retinal conditions: a systematic review and meta-analysis. *Br J Ophthalmol*.  
339 2019;103(4):442-51.
- 340 5. Cheung N, Wong IY, Wong TY. Ocular Anti-VEGF Therapy for Diabetic  
341 Retinopathy: Overview of Clinical Efficacy and Evolving Applications. *Diabetes*  
342 *Care*. 2014;37(4):900-5.
- 343 6. Heier JS, Brown DM, Chong V, Korobelnik JF, Kaiser PK, Nguyen QD, et al.  
344 Intravitreal aflibercept (VEGF trap-eye) in wet age-related macular degeneration.  
345 *Ophthalmology*. 2012;119(12):2537-48.
- 346 7. Schmidt-Erfurth U, Chong V, Loewenstein A, Larsen M, Souied E, Schlingemann  
347 R, et al. Guidelines for the management of neovascular age-related macular  
348 degeneration by the European Society of Retina Specialists (EURETINA). *Br J*  
349 *Ophthalmol*. 2014;98(9):1144-67.
- 350 8. Lu XM, Sun XD. Profile of conbercept in the treatment of neovascular age-related  
351 macular degeneration. *Drug Des Dev Ther*. 2015;9:10.
- 352 9. Pieramici DJ, Avery RL. Ranibizumab: treatment in patients with neovascular age-  
353 related macular degeneration. *Expert Opin Biol Ther*. 2006;6(11):1237-45.

354 10. World Health O, Health Action I. Measuring medicine prices, availability,  
355 affordability and price components. 2nd edition ed. Geneva: World Health  
356 Organization; 2008.

357 11. Mendis S, Fukino K, Cameron A, Laing R, Filipe A, Jr., Khatib O, et al. The  
358 availability and affordability of selected essential medicines for chronic diseases in  
359 six low- and middle-income countries. Bull World Health Organ. 2007;85(4):279-  
360 88.

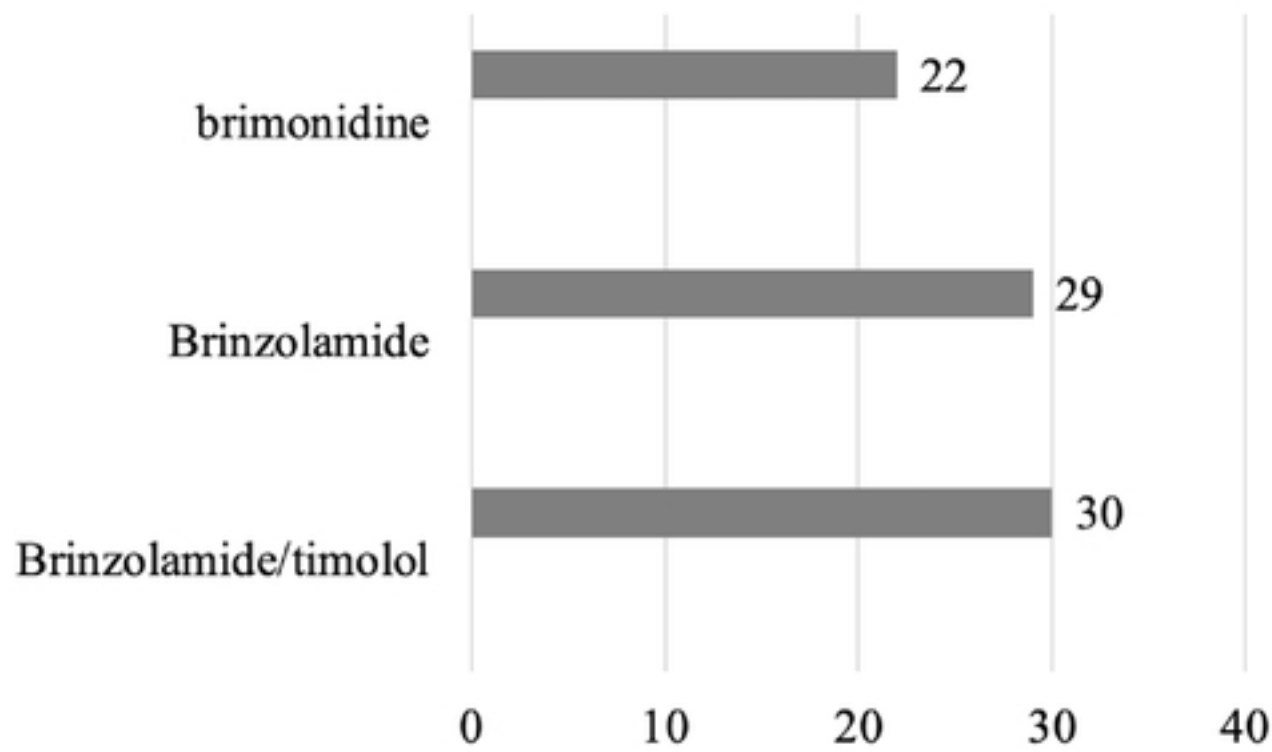
361

**Figure 1 The use of three IOP-lowering drugs after the use of Aflibercept**

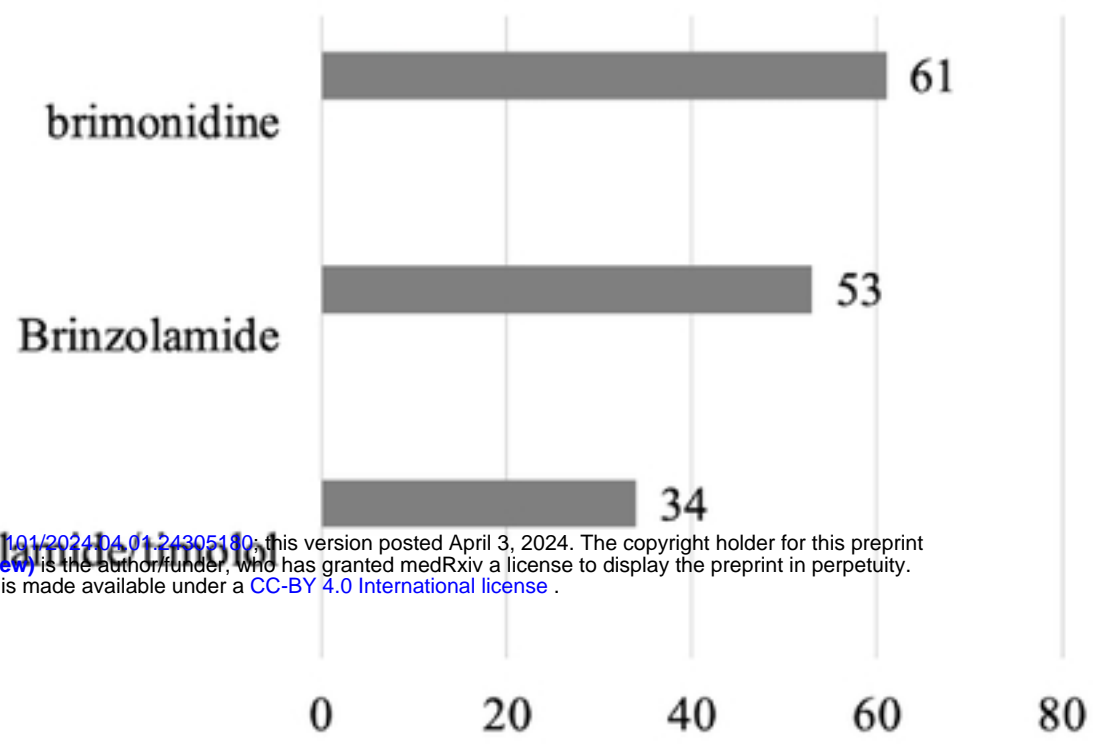


medRxiv preprint doi: <https://doi.org/10.1101/2024.04.01.24305180>; this version posted April 3, 2024. The copyright holder for this preprint (which was not certified by peer review) is the author/funder, who has granted medRxiv a license to display the preprint in perpetuity. It is made available under a [CC-BY 4.0 International license](https://creativecommons.org/licenses/by/4.0/).

**Figure 2 The use of three IOP-lowering drugs after the use of Conbercept**



**Figure 3 The use of three IOP-lowering drugs after the use of Leizumab**



medRxiv preprint doi: <https://doi.org/10.1101/2024.04.01.24305180>; this version posted April 3, 2024. The copyright holder for this preprint (which was not certified by peer review) is the author/funder, who has granted medRxiv a license to display the preprint in perpetuity. It is made available under a [CC-BY 4.0 International license](https://creativecommons.org/licenses/by/4.0/).